

# Basic Beginning Bridge Lesson 6 – Supplemental

More information: <https://bridge.careytutor.com>

# Defender Play – Making Declarer Unhappy

- As a defender, plan to take actions to make Declarer's play difficult.
  - If you believe Declarer plans to use trumps to ruff losers, lead trumps yourself.
  - Force Declarer to ruff your long suit – that may cause Declarer to lose control of trumps.
  - If the Dummy hand has few entries, attack those entries to limit Dummy trick-taking.
  - Force Dummy (or Declarer) to win a trick and force a return that helps you or your partner's hands.
  - Lead through Dummy's AQ or KJ early to force a decision before Declarer gains information.

# Opening Lead - Examples

**Bidding: 1H – pass – 2H – pass – 4H – all pass:**

**1) ♠A832 ♥982 ♦Q9763 ♣7**  **Lead ♣7**

- The ace of spades will win a trick, but no rush. Leading a heart might stop some of their ruffs – but it will also stop your ruffs. Leading from the queen is no good. Try for a ruff in clubs.

**Bidding: 1H – pass – 2H – 2S – 4H – all pass:**

**2) ♠982 ♥983 ♦AJ4 ♣KJ63**  **Lead ♠9**

- Leading from honors in diamonds or clubs doesn't look good. A trump lead might be good. But, because partner bid spades, lead a top spade (top of nothing).

**Bidding: 1H – pass – 1NT – pass – 3NT – all pass:**

**3) ♠AT852 ♥863 ♦54 ♣AK3**  **Lead ♠5**

- You have two club entries (A, K) and most of the team's points ( $26 + 12 = 38 \rightarrow 2$  left for partner). Partner can't help much, so you need to win some spades. Lead your 4<sup>th</sup> best. Partner will use the Rule of 11. It's ok to underlead an Ace, so long as you're in a no trump contract (never in a suit contract).

# Overcalls - Examples

*Right-hand opponent bids 1 Diamond for each of the following hands:*

1) ♠Q8632 ♥QJT98 ♦A6 ♣6  **Pass**

- A useful hand in spades and hearts but no suit with KJxxx or better. A more advanced bid you haven't learned yet is available (see Michaels cuebid).

2) ♠AQ982 ♥Q43 ♦A3 ♣976  **Bid 1 Spade**

- 13 high-card points. Good spade suit. If opponents win the bid, a spade lead would be good.

3) ♠A92 ♥32 ♦Q64 ♣AKT83  **Bid 2 Clubs**

- 13 high-card points, strong club suit (AKTxx). The bid also skips by 1 Heart and 1 Spade, so opponents will have to bid at the 2-level to compete. A club lead by partner would be good.

4) ♠A62 ♥Q64 ♦AQJ73 ♣K2  **1 No Trump**

- 15 high-card points, but your best suit was bid by opponents. Because you have stoppers in diamonds (and other suits), with 15 – 17 high-card points, overcall 1 No Trump.

# Takeout Doubles - Examples


*Opening bid of 1 Diamond for each of the following hands:*

1) ♠AK82 ♥KJ83 ♦32 ♣A76  **Double**

- 15 high-card points. Support for unbid suits, especially the two majors.

2) ♠AQJT85 ♥AQ3 ♦6 ♣KJ43  **Double**

- 17 high-card points. Some support in unbid suits, but a great spade suit that you can bid if partner bids 1 Heart. You could overcall 1 Spade instead, but Double shows a stronger hand.





3) ♠AJ2 ♥K3 ♦54 ♣AKJ863  **Bid 2 Clubs**

- 16 high-card points. No good support in hearts or spades. Without major suit support, prefer to overcall in your strong suit.

4) ♠AK62 ♥Q ♦AK73 ♣T943  **Pass**

- 16 high-card points. Spade support but no heart support. Many points in opener's suit (Diamonds). Not balanced, so no 1 No Trump overcall. Without support in both unbid majors, bid cautiously. Wait to see how the bidding progresses. Maybe opponents will fail.

# Preemptive Bids - Examples

- 1) **♠KJT982 ♥K3 ♦J62 ♣76**  ***Bid 2 Spades***  
• 8 high-card points. KJxxxx in spades. The 2 Spade bid forces opponents to compete at the 3 level or with 2 No Trump. A good preempt.
- 2) **♠T8 ♥KQ76543 ♦3 ♣K63**  ***Bid 3 Hearts***  
• 8 high-card points and 7 good hearts. Opponents have to bid 3 Spades or higher. A good preempt.
- 3) **♠82 ♥K3 ♦4 ♣KJ986543**  ***Bid 4 Clubs***  
• 7 high-card points. Great club suit. You are short in hearts and spades, so opponents may have a major game. Now they'll have to bid at the 4 level to find it.
- 4) **♠KJ9762 ♥AJ98 ♦73 ♣3**  ***Pass***  
• 9 high-card points. Be cautious in preempting with a second 4-card suit, especially if that suit is a major suit. Pass and see if partner has anything. Be prepared to compete in spades.

# Follow-up Reading

- BridgeBears has many useful beginner articles:
  - Read the articles on Defense at <https://www.bridgebears.com/bridge-card-game/defense/>.
- A Teacher First has a summary of beginner opening leads:
  - <https://www.ateacherfirst.com/bridge-lessons/step1/>
  - Read “Lesson 5 – Opening Leads”.